

NimbRo TeenSize Team Description 2016

Hafez Farazi, Philipp Allgeuer, Grzegorz Ficht, and Sven Behnke

Rheinische Friedrich-Wilhelms-Universität Bonn
Computer Science Institute VI: Autonomous Intelligent Systems
Friedrich-Ebert-Allee 144, 53113 Bonn, Germany

{ hfarazi | pallgeuer | ficht | behnke } @ ais.uni-bonn.de
<http://www.nimbro.net/Humanoid>

Abstract. This paper describes the RoboCup Humanoid League team NimbRo TeenSize of Rheinische Friedrich-Wilhelms-Universität Bonn, Germany, as required by the RoboCup qualification procedure for the 2016 competition held in Leipzig, Germany. Our team uses self-constructed robots for playing soccer. This paper describes the mechanical and electrical design of the robots, covers the software used for state estimation, computer vision and motion generation, and highlights some of our scientific achievements.

1 Introduction

Team NimbRo has a long history in humanoid soccer, dating back to the first humanoid soccer games in 2005 [6], and participated with great success in the RoboCup competitions in recent years. Not only have our robots won the Humanoid TeenSize soccer tournament five times in a row, but they have also proven their skills by winning the Technical Challenges, for example in 2012 and 2014. In 2015, the igus Humanoid Open Platform, which we developed together with igus GmbH, had its RoboCup debut and won the first RoboCup Design Award. As in previous years, we have put great effort into making the walking gait of




Fig. 1. Left: The first two authors with igus Humanoid Open Platform robots. Right: Two generations of igus Humanoid Open Platform robots.

our robots more stable and less prone to disturbances and the visual perception more robust, especially addressing the challenges posed by the artificial grass and the lack of colors introduced in 2015 [11]. In the 2016 competition, we want to display the advancements made in our open-source ROS-based software, e.g. in the areas of attitude estimation, vision processing, localization, soccer behaviors, servo communications, and sensor management. Our software includes no software modules from other teams at this point.

2 Mechanical and Electrical Design

Fig. 1 shows our latest humanoid TeenSize robots—the igus Humanoid Open Platform. It is based on the experiences made with our NimbRo Classic robots Dynaped and Copedo. The mechanical designs of each of our robots are focused on simplicity, modularity, mechanical robustness, and low weight.

2.1 igus Humanoid Open Platform

The igus Humanoid Open Platform is the next generation of the NimbRo-OP robot [4]. It is 92 cm tall and weighs 6.6 kg. Its kinematic, electrical and sensory design is very similar to the NimbRo-OP prototype. Powered by a 4-cell LiPo battery, Robotis Dynamixel MX series actuators are used for all joints. Six MX-106 servos are used for each leg (3 in the hip, 1 in the knee and 2 in the ankle), and three MX-64 servos are used for each arm (2 in the shoulder and 1 in the elbow). Two MX-64 servos also control the pan and tilt of the head. All actuators communicate with a Robotis CM730 board, which is running a fully custom firmware. Electrically, the actuators are connected via a star topology Dynamixel bus, with both TTL and RS485 variants existing, and being supported. The CM730 incorporates 3-axis accelerometer, gyroscope and magnetometer



chips, for a total of 9 axes of inertial sensory data. For visual perception, the robot is equipped with a Logitech C905 USB camera fitted with a wide-angle lens. Stereo vision is supported as an option. All mechanical parts of the robot were 3D printed using a Selective Laser Sintering (SLS) process. This allows for high modularity, production speed, design flexibility and aesthetic appeal. There are no further supporting elements underneath the outer plastic shell. All of the electronics and sensors are housed inside the torso, apart from the camera and USB WiFi adapter (802.11b/g/n), which are located in the head. The

robot is nominally equipped with a dual-core Intel Core i7-5500U CPU, which has four logical cores and a base frequency of 2.4 GHz with Turbo Boost up to 3.0 GHz. The PC is fitted with 4 GB of RAM and a 128 GB ADATA SX300 solid state disk. Available communication interfaces include USB 3.0, HDMI, Mini DisplayPort, and Gigabit Ethernet.

2.2 Dynaped

Dynaped has long been active in the RoboCup Humanoid league, and was a core player of team NimbRo's team for many years. While the focus of development has transitioned to the igus Humanoid Open Platform, Dynaped continues to be an active soccer playing robot. Dynaped's size and weight is 109 cm and 7.5 kg respectively. The robot has 14 DoF: 5 DoF per leg, 1 DoF per arm, and 2 DoF in the neck. Its main features are the effective use of parallel kinematics, coupled with high torque, provided by pairs of EX-106 actuators in a master-slave configuration in the roll and pitch joints of the hip and ankle. All other DoFs are driven by single motors.



Due to a flexible shoulder joint socketed on rubber struts and a passive protective joint in the spine, Dynaped is capable of performing a goalie dive. The torso is constructed entirely of aluminium and consists of a cylindrical tube that contains the hip-spine spring and a rectangular cage that holds the computing devices. For protection, a layer of foam was included between the outer shell and the skeleton. Recently, we upgraded Dynaped to use our ROS-based framework, with the aim of making him transparently compatible with the igus Humanoid Open Platform. He has been equipped with a modern PC (Intel Core i7-5500U) and the same type of head and camera unit. The RS-485 networked actuators are controlled through a Robotis CM740 board via a 1 MBaud serial interface. The CM740 has also been fitted and programmed to provide 9-axis IMU data for the purposes of state estimation.

3 Perception

3.1 Proprioception

State estimation is an important topic of research in the context of humanoid soccer robots, as many types of feedback rely on it, to assist walking and kicking for example. The state estimation begins however in proper management of the IMU sensor data. The latest advances in our ROS soccer framework include the

development of a scale calibration procedure for the gyroscope measurements, an online automatic recalibration scheme for the gyroscope bias, reliably producing angular drifts as low as $0.02^\circ/\text{s}$, a soft iron calibration procedure for the magnetometer, and an online hard iron offset auto-recalibration scheme for the magnetometer. With these sensor management features available, the reliability of the observed sensor measurements can be greatly increased, ready to be fused into a quaternion estimate of the orientation of the robot using the attitude estimator described in [2]. The attitude estimator was developed within the scope of the igus Humanoid Open Platform project, and is capable of combining 3-axis gyroscope, accelerometer and magnetometer data into a quaternion estimate of the total global orientation of the robot. A C++ implementation is available freely online ¹. At the core of the estimator is a nonlinear passive complementary filter that performs filtering on the special orthogonal group of rotations akin to PI control, and maintains an internal estimate of the gyroscope bias. Underpinning the attitude estimator is the development and novel mathematical formalization of the concept of fused angles. Fused angles are a way of representing a rotation that is highly suitable for applications that relate to the balance of a body. A complete discussion of fused angles can be found in [1].

The output of the attitude estimator is combined with joint angle feedback of the servos to obtain an estimate of the global robot pose with use of a kinematic model. The joint angles are applied to the virtual model using forward kinematics, which is then rotated around the current support foot by the estimated quaternion orientation of the robot. The model is then used to extract the robot's center of mass position and velocity. With hysteresis, the support foot is taken to be the one with the lower vertical coordinate in the rotated kinematic model.

3.2 Computer Vision

Visual perception is a key prerequisite for successful soccer play. This task is typically divided into two parts, preprocessing and object detection. In the first part, we convert the taken image from the RGB color space to the HSV color space, due to the intuitive nature of the HSV space, and its ability to separate light and chromatic information [7]. Camera parameters are kept fixed to ensure short-term consistency of the colors. Although the used wide angle lenses allow more information to be perceived at once, they forces us to compensate a significant amount of distortion. We use the a pinhole camera model to compensate for radial and tangential distortion.

Using the distortion model, we can project pixels to the camera frame, but in order to project detections into egocentric coordinates, an estimate of the extrinsic camera matrix is needed. The ROS-native tf2 library [10], which can be used to manage relative transformations between coordinate frames that are attached to both the robot and its environment, is used to retrieve the transformation between the egocentric world frame and the camera frame. This information is

¹ P. Allgeuer: https://github.com/AIS-Bonn/attitude_estimator

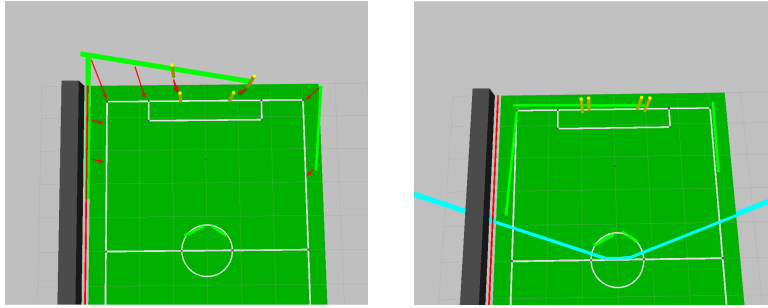


Fig. 2. Left: Projected detections prior to kinematic calibration, with projection errors annotated by red arrows. Right: Projected detections after kinematic calibration [9].

computed in our ROS framework based on the state estimation and kinematic information. Nevertheless, although the exact kinematic model of the robot is known, some variations occur in the real hardware, often leading to large projection errors if ignored, especially in distant detected objects. To resolve this issue, we have semi-automatic calibration procedures that seek to minimize the reprojection errors using a hill-climbing method. The effect of the calibration on the projected detection distances is depicted in Fig. 2.

Due to significant changes in the RoboCup rules, including the use of white goal posts, a mostly white ball, and artificial grass, for the purposes of object detection we have designed and utilize methods that are suitable for low color information environments. For ball and goal detection we use a histogram of oriented gradients (HOG) descriptor, which works very well for pedestrian detection [8], in the form of a cascade classifier. After gathering a number of positive and negative samples, we train the classifier with use of the AdaBoost technique. Due to the fact that HOG feature extraction is a computationally expensive procedure, using sliding windows on the entire image is not feasible. So, we use the descriptor only to verify candidates that are preselected based on shape, size and color.

As the painted field lines on the artificial grass are no longer clear white, an edge detector is used for line detection, followed by probabilistic Hough line detection. After detecting line segments, we filter them to avoid false positives. Finally, the remaining similar line segments are merged with each other to produce fewer, larger, lines. Shorter line segments are used for detecting the field circle, while the remaining lines are passed to the localization method. A sample output for object detection is depicted in Fig. 3.

3.3 Localization

In contrast to our previous work [15], a single hypothesis model is used to estimate the three-dimensional robot pose (x, y, θ) on the field. Our primary approach to overcoming sensor aliasing is by using a combination of magnetometer




Fig. 3. Left: An image captured by the robot with annotation of the detected field lines, ball and goal post. Right: The detections projected into 3D world coordinates.

and integrated gyroscope values as the main source of global orientation information. We can then handle the unknown data association of ambiguous landmarks, such as goal posts and T-junctions. Over time, based on our observations, we try to update the location of the hypothesis towards an estimated position in such a way that, with consideration of noise, the hypothesis eventually points to an optimal output.

We update the location based on a probabilistic model of landmark observations involving mainly lines and goal posts. The inputs to the probabilistic model come from the vision module and dead-reckoning odometry data. Further details on our vision system can be found in [9]. Currently, we are working on a full 6D pose localization approach, that makes use of 3D model-based tracking techniques.

4 Dynamic Robot Motions

There are numerous kinds of motions that are required in the standard repertoire of a humanoid soccer robot, but of the most fundamental are walking, kicking, and getting up. In particular for the case of the latter two, it is useful to be able to express and tune such motions as a set of pose keyframes that are then automatically interpolated to become a smooth complete motion [16]. Such motions, although predefined and for the most part fixed, can be made to be quite dynamic, in the sense that the robot is not statically stable during the execution of the motion. The use of feedback mechanisms on top of the hand-tuned motions further support the creation of such dynamic motions. A trajectory editor has been designed and implemented to fulfill the requirements posed by the manual design of such motions, including support for the configuration of feedback mechanisms. Using this trajectory editor, four different get-up motions were designed to be able to handle the various different supine and prone lying positions that occur in natural game play. Fig. 4 shows some of these along with a kicking motion.

In the case of walking however, keyframe motions are completely unsuitable, and more complex feedback mechanisms are required. The walking gait



Fig. 4. Dynamic get-up motions of the igus Humanoid Open Platform, from the prone (top row) and supine (bottom row) lying positions, and a still image of the kick motion.

in use on the igus Humanoid Open Platform is based around a central pattern generated open loop gait that is an extension of the one that was used in previous work [5,12]. Numerous modifications were made to make the gait softer, smoother, and more able to passively dampen disturbances. Passive damping is, however often not sufficient for maintaining balance, especially when walking on artificial grass, so multiple feedback mechanisms in both the lateral and sagittal planes were implemented based on the outputs of the state estimation. These feedback mechanisms include virtual slope walking, to avoid unexpected collisions of the foot with the ground, as well as a mix of foot angle, leg angle, hip angle, arm angle and inverse kinematics CoM position strategies. More details can be found in [3]. With these mechanisms in place, an omnidirectional gait was achieved that is able to walk on artificial grass at speeds of up to 21 cm/s.

To regain balance after disturbances like impacts from other robots, we aim at transferring the capture step behaviors developed for our classic robots Dynaped [13] and Copedo [14] to the igus robot.

Team Members

Team NimbRo commits to participating in RoboCup 2016 in Leipzig and to provide a referee knowledgeable of the rules of the Humanoid League. Currently, the NimbRo soccer team consists of the following members:

Team leader: Sven Behnke

Team members: Hafez Farazi, Philipp Allgeuer, Grzegorz Ficht, Dmytro Pavlichenko and André Brandenburger

Acknowledgements

This research is supported by the Deutsche Forschungsgemeinschaft (German Research Foundation, DFG) under grants BE 2556/10 and BE 2556/13.

References

1. Philipp Allgeuer and Sven Behnke. Fused angles for body orientation representation. In *Proceedings of 9th Workshop on Humanoid Soccer Robots, IEEE-RAS Int. Conference on Humanoid Robots*, Madrid, Spain, 2014.
2. Philipp Allgeuer and Sven Behnke. Robust sensor fusion for robot attitude estimation. In *Proceedings of 14th IEEE-RAS Int. Conference on Humanoid Robots (Humanoids)*, Madrid, Spain, 2014.
3. Philipp Allgeuer, Hafez Farazi, Michael Schreiber, and Sven Behnke. Child-sized 3D Printed igus Humanoid Open Platform. In *Proceedings of 15th IEEE-RAS Int. Conference on Humanoid Robots (Humanoids)*, Seoul, Korea, 2015.
4. Philipp Allgeuer, Max Schwarz, Julio Pastrana, Sebastian Schueller, Marcell Missura, and Sven Behnke. A ROS-based software framework for the NimbRo-OP humanoid open platform. In *Proceedings of 8th Workshop on Humanoid Soccer Robots, IEEE-RAS Int. Conference on Humanoid Robots*, Atlanta, USA, 2013.
5. Sven Behnke. Online trajectory generation for omnidirectional biped walking. In *Proceedings of IEEE International Conference on Robotics and Automation (ICRA), Orlando, Florida*, pages 1597–1603, 2006.
6. Sven Behnke, Jürgen Müller, and Michael Schreiber. Playing soccer with robots. In *RoboCup 2005: Robot Soccer World Cup IX*, pages 36–48, 2005.
7. Pedro MR Caleiro, António JR Neves, and Armando J Pinho. Color-spaces and color segmentation for real-time object recognition in robotic applications. *Electrónica e Telecomunicações*, 4(8):940–945, 2007.
8. Navteed Dalal and Bill Triggs. Object detection using histograms of oriented gradients. In *Pascal VOC Workshop, ECCV*, 2006.
9. Hafez Farazi, Philipp Allgeuer, and Sven Behnke. A monocular vision system for playing soccer in low color information environments. In *Proceedings of 10th Workshop on Humanoid Soccer Robots, IEEE-RAS Int. Conference on Humanoid Robots*, Seoul, Korea, 2015.
10. Tully Foote. tf: The transform library. In *Technologies for Practical Robot Applications (TePRA), 2013 IEEE International Conference on*, Open-Source Software workshop, pages 1–6, April 2013.
11. Reinhard Gerndt, Daniel Seifert, Jacky Hansjoerg Baltes, Soroush Sadeghnejad, and Sven Behnke. Humanoid robots in soccer: Robots versus humans in RoboCup 2050. *IEEE Robotics and Automation Magazine*, 22(3):147–154, 2015.
12. Marcell Missura and Sven Behnke. Self-stable Omnidirectional Walking with Compliant Joints. In *Proceedings of 8th Workshop on Humanoid Soccer Robots, IEEE Int. Conf. on Humanoid Robots*, Atlanta, USA, 2013.
13. Marcell Missura and Sven Behnke. Balanced walking with capture steps. In *RoboCup 2014: Robot World Cup XVIII*, volume 8992 of *Lecture Notes in Computer Science*, pages 3–15. Springer, 2014.
14. Marcell Missura and Sven Behnke. Gradient-driven online learning of bipedal push recovery. In *IEEE/RSJ International Conference on Intelligent Robots and Systems (IROS)*, pages 387–392, 2015.
15. Hannes Schulz and Sven Behnke. Utilizing the structure of field lines for efficient soccer robot localization. *Advanced Robotics*, 26:1603–1621, 2012.
16. Jörg Stückler, Johannes Schwenk, and Sven Behnke. Getting back on two feet: Reliable standing-up routines for a humanoid robot. In *Proc. of 9th International Conference on Intelligent Autonomous Systems (IAS)*, pages 676–685, 2006.